

DATA ANALYTICS AND TRAINING SERVICES

# BUSINESS PROFILE



**ExcelFort Analytics**

Turning Your Data into Opportunities



# ExcelFort Analytics

Turning Your Data into Opportunities

At **ExcelFort Analytics**, we provide tailored Business Intelligence (BI) solutions and professional training to elevate your team's skills. Our mission is to help organizations harness the full potential of their data by transforming raw information into meaningful insights.

As a client-centric Power BI solution provider, we specialize in building end-to-end Power BI analytics solutions across various industries, optimizing existing Power BI dashboards for enhanced performance, and delivering corporate training in Power BI, Power Query, and Microsoft Excel.



</company/excelfort/>



[excelfort.com](https://www.excelfort.com)



[@excelfort](https://www.youtube.com/@excelfort)



[@excelfort](https://twitter.com/excelfort)





A low-angle photograph of a diverse group of people stacking their hands in the center, with their faces visible at the bottom, looking upwards with positive expressions. An orange circle is superimposed over the hands, containing the text "Our Value".

# Our Value

# Mission

---

EMPOWERING ORGANIZATIONS BY  
TRANSFORMING DATA INTO STRATEGIC  
INSIGHTS THAT DRIVE BUSINESS SUCCESS

# Vision

---

Lead in innovative BI solutions and training  
driving data-backed decisions

# Fowmy Abdulmuttalib

## Business Intelligence Consultant and Trainer

Fowmy, the founder of **ExcelFort Analytics**, brings extensive expertise in Business Intelligence and data analytics. As a certified Microsoft Solutions Associate and Analytics Engineer, he focuses on delivering comprehensive Microsoft Power BI solutions and tailored corporate training programs. With a passion for turning raw data into meaningful insights, Fowmy helps organizations unlock their potential through data-driven strategies.

"My vision is to make data your greatest asset. Together, we can drive growth and make data-backed decisions the cornerstone of your success."

- Microsoft Certified Solution Associate (MCSA)
- Microsoft Fabric Analytics Engineer
- BSc. Computing - University of Gloucestershire, UK
- Experienced Finance and BI Professional
- 10+ Years of Corporate Analytics and Training Experience



LinkedIn



[/in/fowmy](#)



[fowmy@excelfort.com](mailto:fowmy@excelfort.com)



[+96650979 1858](tel:+966509791858)

# Our Services at a Glance



## Power BI Consulting

Cost-effective, scalable, and user-friendly Power BI solutions, designed to deliver actionable insights.



## Corporate Training

Tailored training to upskill teams in Microsoft Power BI, Power Query, and Excel for effective data use.



# Power BI Consulting Services



## **Comprehensive Power BI Implementations:**

We manage the entire Power BI implementation process to ensure a seamless and tailored solution for your business. This includes gathering requirements, transforming and building robust data model, and designing interactive dashboards that deliver actionable insights and meet your unique analytics and reporting needs.



## **Optimize Existing Power BI Solutions:**

We optimize your existing Power BI data models and dashboards for maximum performance, ensuring they align with your business needs. This improves efficiency, enabling users and analysts to conduct in-depth analysis and create high-performance dashboards that deliver a superior user experience.



# Power BI Consulting Services



## Seamless BI Migration to Power BI:

We specialize in migrating your existing Business Intelligence solutions and Excel-based reporting systems to Power BI, ensuring a seamless transition with minimal disruption. Our services include automating data transformations and modernizing your analytics platform, leveraging Power BI's advanced features to deliver enhanced insights and reporting.



## Post-Deployment Support and Evolution:

Beyond deployment, we offer continuous support to ensure your Power BI solutions remain relevant. We adapt solutions to align with your evolving business goals.





# Corporate Training Services

Our corporate training programs empower teams to confidently leverage BI tools like Power BI, Power Query, and Excel. Through practical sessions, we help professionals at all levels enhance their data handling and analysis skills, with tailored programs for both beginners and experienced staff.



## **Comprehensive Power BI Training:**

Learn to build robust Power BI solutions from scratch, including data transformations using Power Query, data modeling, dashboard designs with end-to-end real-world projects.



## **Advanced User Training:**

With In-depth training on DAX, Power Query, and Report Design in Power BI. We transform professionals into expert data analysts, enabling sophisticated data modeling, powerful calculations, and visually compelling dashboard creation.



**Flexible Training Modules:** Tailored content for corporate teams, addressing real-world business challenges with Power BI, Power Query, and Excel. We deliver on-site and virtual training programs.





# Our Collaborative Consulting Approach



# Some of the Clients We've Proudly Served



**Soligent**

**Texas | USA**

Streamlined accounts receivable tracking and monitoring with intuitive BI dashboards, enabling efficient oversight and improved credit management.



**Wawanesa Insurance**

**California | USA**

Designed and deployed comprehensive analytics solutions to evaluate HR metrics and employee survey data, enabling actionable insights through Power BI Dashboards.



**Bupa Arabia**

**Jeddah | Saudi Arabia**

Provided data training to enhance team data literacy and implemented a Power BI dashboard to monitor expenses against the budget for improved financial oversight.



**United Yousef M Naghi**

**Jeddah | Saudi Arabia**

Developed a comprehensive Power BI financial reporting solution, providing enhanced visibility into financial performance across business units.



# Many more satisfied clients . . .

We've had the privilege of partnering with a diverse range of industry-leading organizations, providing tailored data analytics solutions and training to drive their success.



# Client Testimonials

“

ExcelFort's Power BI solutions have been a game-changer for our entire team. The dashboards provide unparalleled visibility into our key metrics.

**Ifzaal Haniffa**

Finance Analyst Lead,  
ABBVIE

“

Corporate training from ExcelFort Analytics has transformed our team's data analysis capabilities. The sessions are engaging and tailored to our specific needs.

**Lamya Almuzaini**

Org. Development Head, Wataniya  
Insurance

“

ExcelFort Analytics automated our heavy Excel workload with a Power BI report for Actual vs. Budget variances, enabling smarter decisions. Truly impressive work!

**Ahmed Hamed**

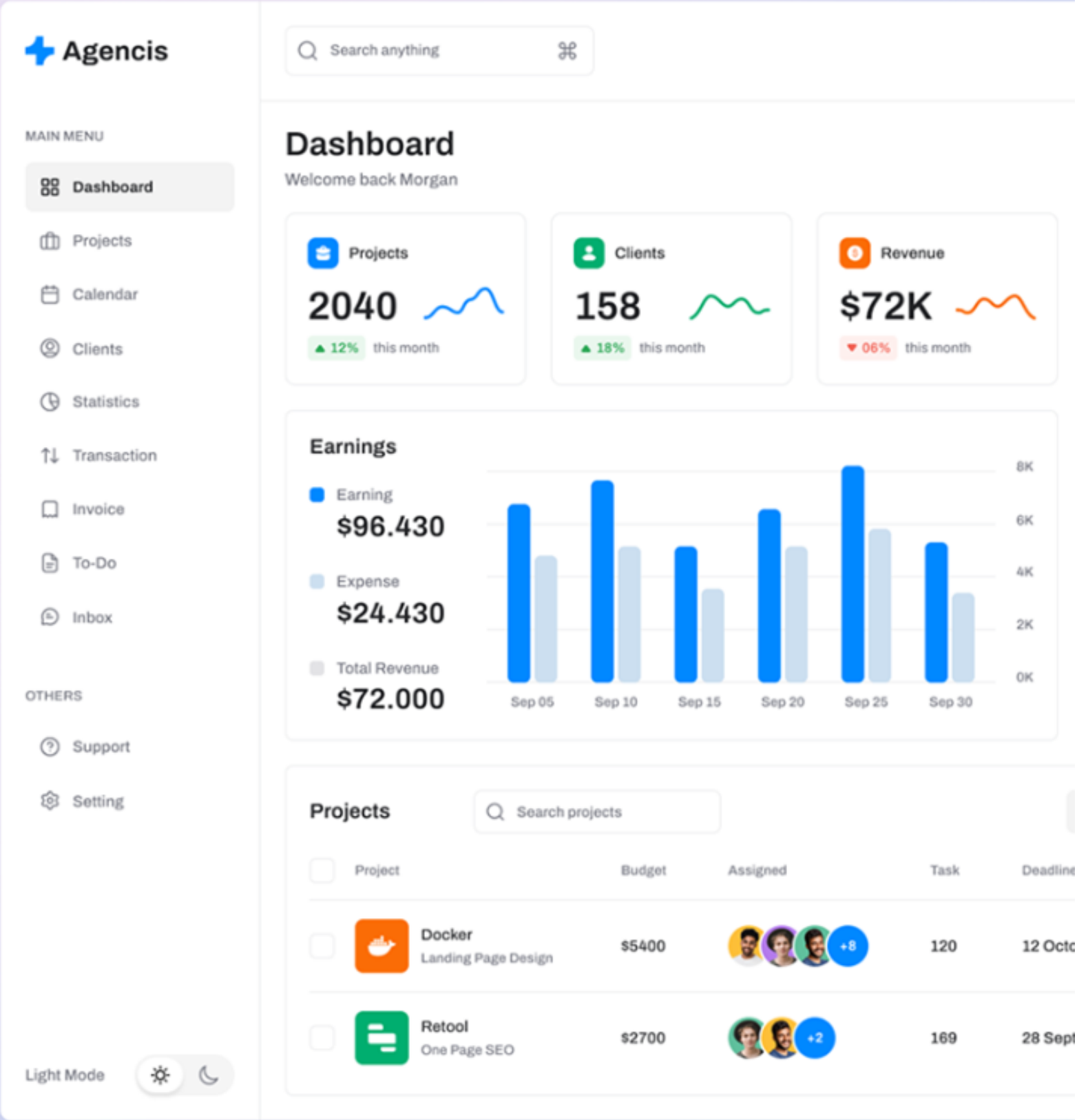
Manager Strategy Development,  
Bupa Arabia





# Power BI Project Portfolios

Showcase our proven track record in delivering impactful Power BI solutions across a diverse range of clients from various industries.



# Accounts Receivable Dashboard

An **Accounts Receivable Dashboard** in Power BI provides businesses with a dynamic and interactive way to monitor and manage outstanding invoices and customer payments effectively.

This dashboard provides actionable insights, promotes efficient credit management, and strengthens decision-making in receivables collection and customer relationship management.

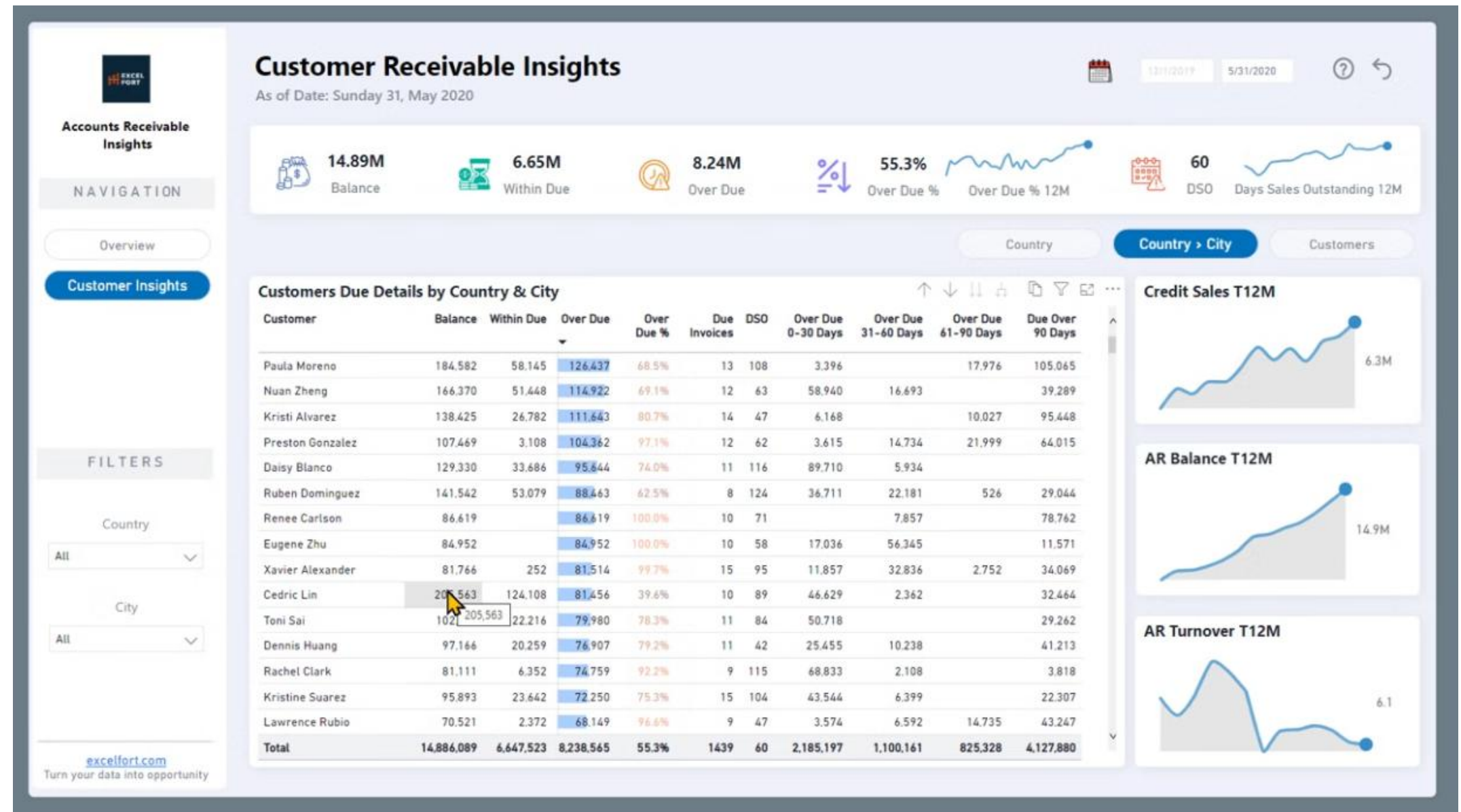




# Customer Receivable Insights

The **Customer Receivable Insights** dashboard focuses on providing a deeper understanding of customer-specific receivables, enabling businesses to monitor, DSO, overdue ageing, payment behavior, evaluate risk, and strengthen credit management strategies.

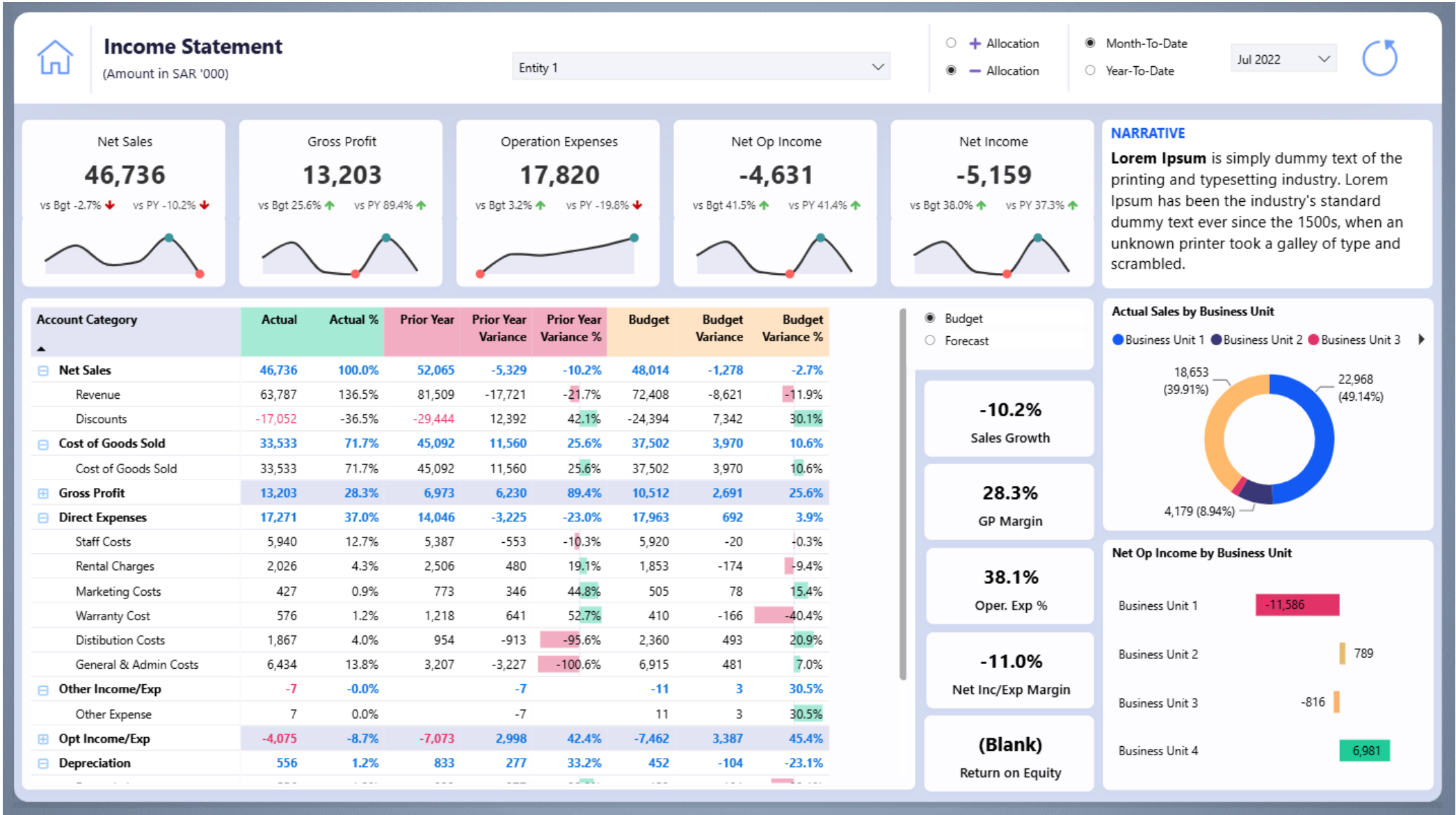
Provides drill-through options to invoice level details for breakups.



# Complete Financial Statements

The Business Unit-Wise **Financial Dashboard** in Power BI offers a holistic view of financial performance across units, integrating key statements like **Income, Cash Flow, and Balance Sheet**. It enables precise tracking of revenues, expenses, liquidity, and assets, helping stakeholders assess unit-level profitability and financial health.

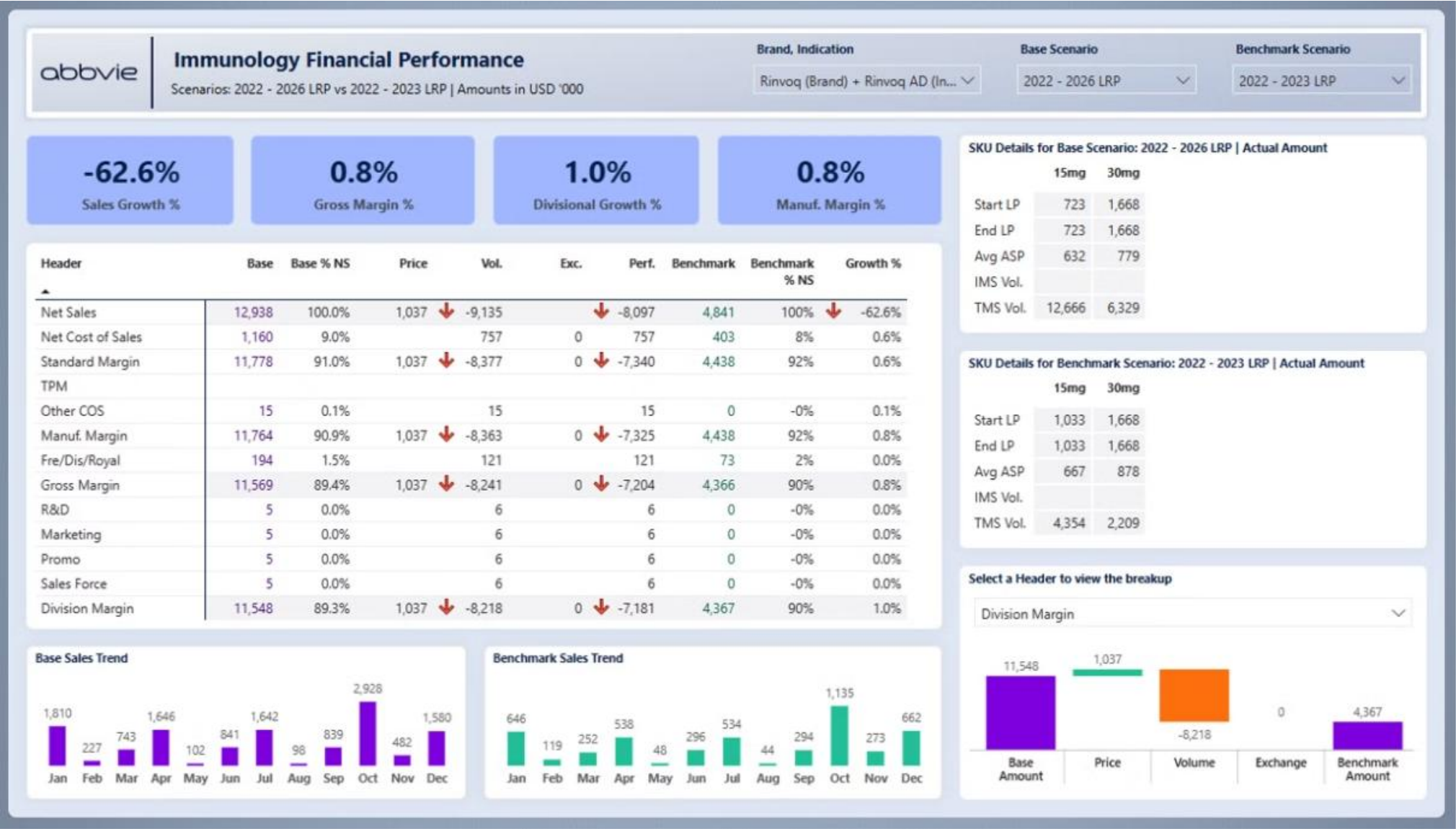
The dashboard also incorporates **Ratio Analysis**, offering critical insights into financial efficiency, solvency, and profitability through KPIs



# Financial Performance Analysis with Benchmarks

The **Financial Performance Analysis with Benchmarks** report in Power BI evaluates key financial metrics against set benchmarks with various scenarios and “whatif” analysis.

The dashboard highlights Price - Volume in KPIs like revenue and margins, and efficiency, offering insights to close gaps and meet strategic goals.



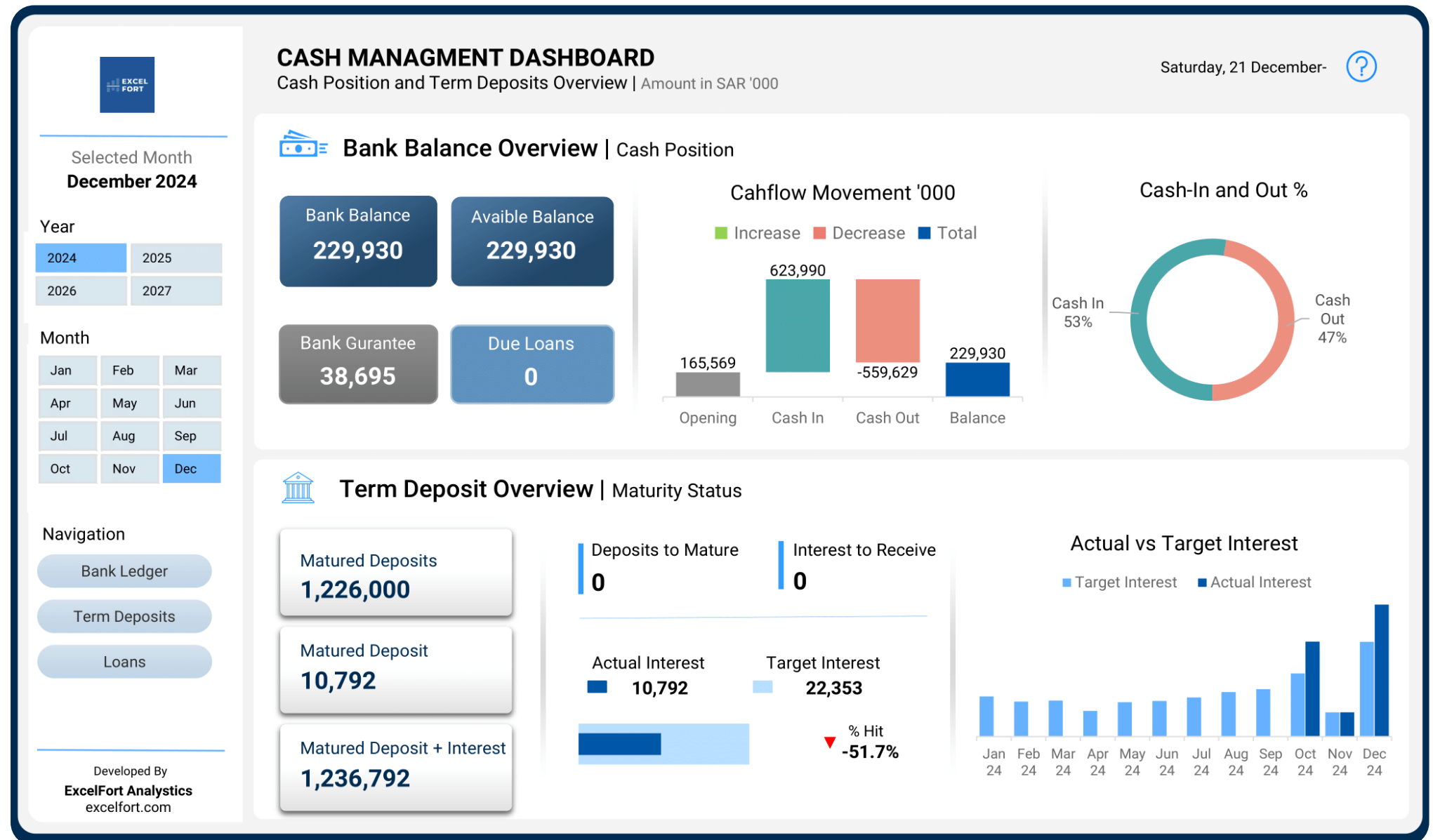


# Cash Management Dashboard

This **Cash Management Dashboard** provides real-time insights into:

- ✓ Current bank balance and cash flow trends.
- ✓ Maturity status of term deposits.
- ✓ Comparison of actual vs. target interest earnings.

With clear visuals and actionable data, this dashboard empowers decision-makers to track financial health effortlessly. It's not just a report; it's a solution for smarter financial management.



# Get in Touch With Us!

Schedule your FREE consultation today and see how we  
can revolutionize your data strategy!



+966 50 979 1858  
+94 75 090 7464



[www.excelfort.com](http://www.excelfort.com)



[fowmy@excelfort.com](mailto:fowmy@excelfort.com)

